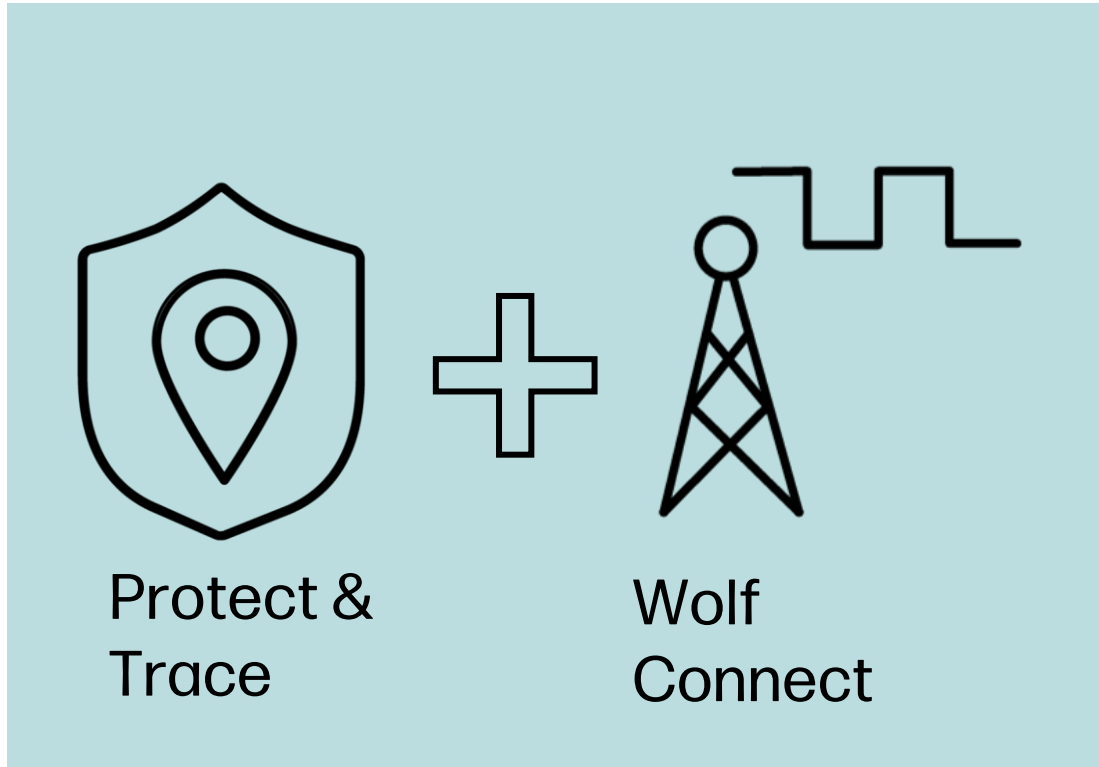
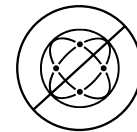


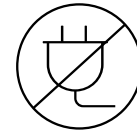
Protect & Trace your PC with Wolf Connect



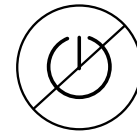
Allows Find/Lock/Erase when....



Not on a network




Powered down



Can't boot

“HP Protect & Trace with Wolf Connect is the world's first find, lock, and erase software service capable of locating, locking, and erasing a PC remotely, even when powered down or disconnected from the Internet”

Introducing HP Wolf Connect²—A game-changer




Wolf
Connect



Uses cellular technology for PC management,
no matter where they are

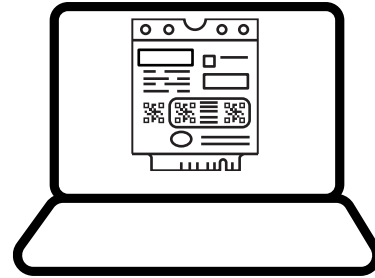
Wolf Connect is a four-layer solution

1



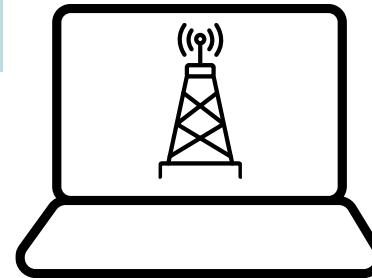
Compatible HP 2023 G10 PC models (or later)

2



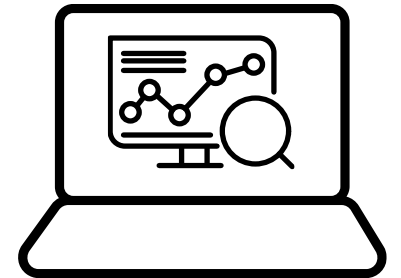
Cellular radio in the PC:
• Broadband (WWAN)
or
• Narrowband (MNB)

3



HP-provided global cellular subscription

4

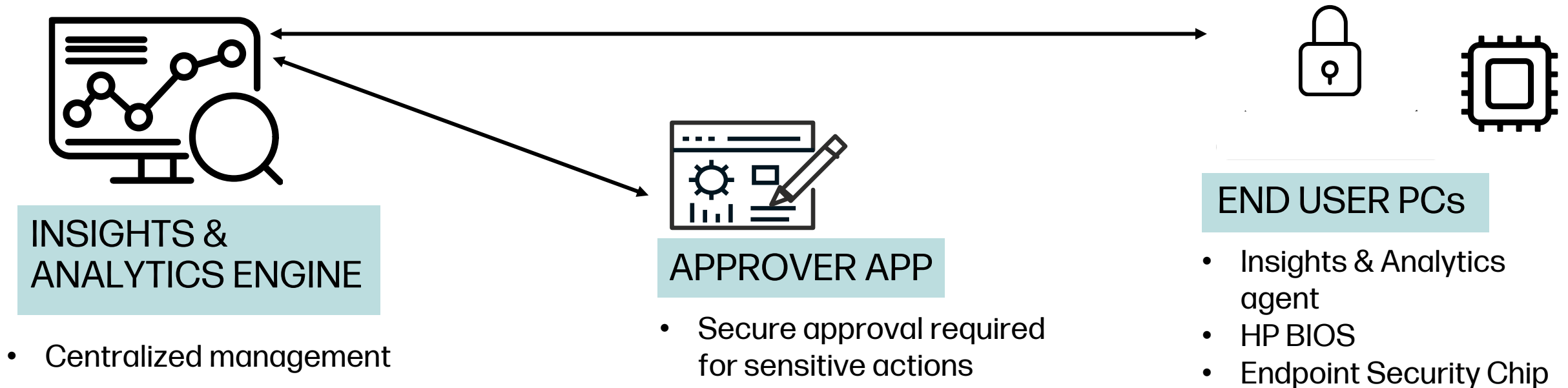


Managed with the Insights & Analytics Engine (TechPulse)

HP's vision: Leverage Wolf Connect for multiple solutions

Protect & Trace: Simple solution architecture

Integrated with the Insights & Analytics Engine* (Active Care; Proactive Insights)



* Formerly TechPulse

Unified device repository and operations

Wolf Connect Supported PC list

- HP Dragonfly 13.5-inch G4 Notebook PC
- HP ProBook 440 14-inch G10 Notebook PC*
- HP ProBook 450 15.6-inch G10 Notebook PC*
- HP EliteBook 640 14-inch G10 Notebook PC*
- HP EliteBook 650 15.6-inch G10 Notebook PC*
- HP EliteBook 830 13-inch G10 Notebook PC
- HP Elite x360 830 13-inch G10 2-in-1 Notebook PC
- HP EliteBook 835 13-inch G10 Notebook PC
- HP EliteBook 845 14-inch G10 Notebook PC
- HP EliteBook 865 16-inch G10 Notebook PC
- HP EliteBook 840 14-inch G10 Notebook PC
- HP EliteBook 860 16-inch G10 Notebook PC
- HP EliteBook 1040 14-inch G10 Notebook PC
- HP Elite x360 1040 14-inch G10 2-in-1 Notebook PC
- HP ZBook Firefly 14-inch G10 Mobile Workstation PC
- HP ZBook Firefly 14-inch G10A Mobile Workstation PC
- HP ZBook Firefly 16-inch G10 Mobile Workstation PC
- HP ZBook Fury 16 G10 Mobile Workstation

Protect and Trace with Wolf Connect

Platforms

*: Platform doesn't support 5G; 4G and narrowband only

ME MORE!

Wolf Connect country non-supported list

- Angola
- Belarus
- Belize
- Benin
- Bhutan
- Burkina Faso
- Cambodia
- Central African Republic
- Chad
- China
- Equatorial Guinea
- Guinea
- Guinea-Bissau
- Libya
- Mongolia
- Palestine
- Paraguay
- Russia
- Rwanda
- South Sudan
- Syria
- Uganda
- Ukraine
- Venezuela
- Vietnam
- Yemen
- Zimbabwe

Protect and Trace with Wolf Connect

Country/Territory Support for Cellular Connectivity



ME MORE!

How does Find/Lock/Erase
work?

Find workflow



Find

- The Insights & Analytics Engine displays the previous location when the Location tab is opened
- The system then attempts the new and updates the map

Devices > Device Details All

SDATeam-006

Export Device Data More

| | | |
|-------------|---------------------------|---------------------------|
| Warranty | Serial Number | Last Seen |
| In warranty | #5CD043CY4S | Last seen 1 month ago |
| Status | Company | Enrolled Plans |
| Active | HP ACME PROTECT AND TRACE | HP Wolf Protect and Trace |
| | Last Restart Date | |
| | - | |

Overview Health and Protection Hardware BIOS and Drivers Software Location

Location

Map Satellite

23501 I-45, Klein, TX 77389, USA

Location Last Reported: 10 months ago

Location displayed in the “Google map-like” appearance

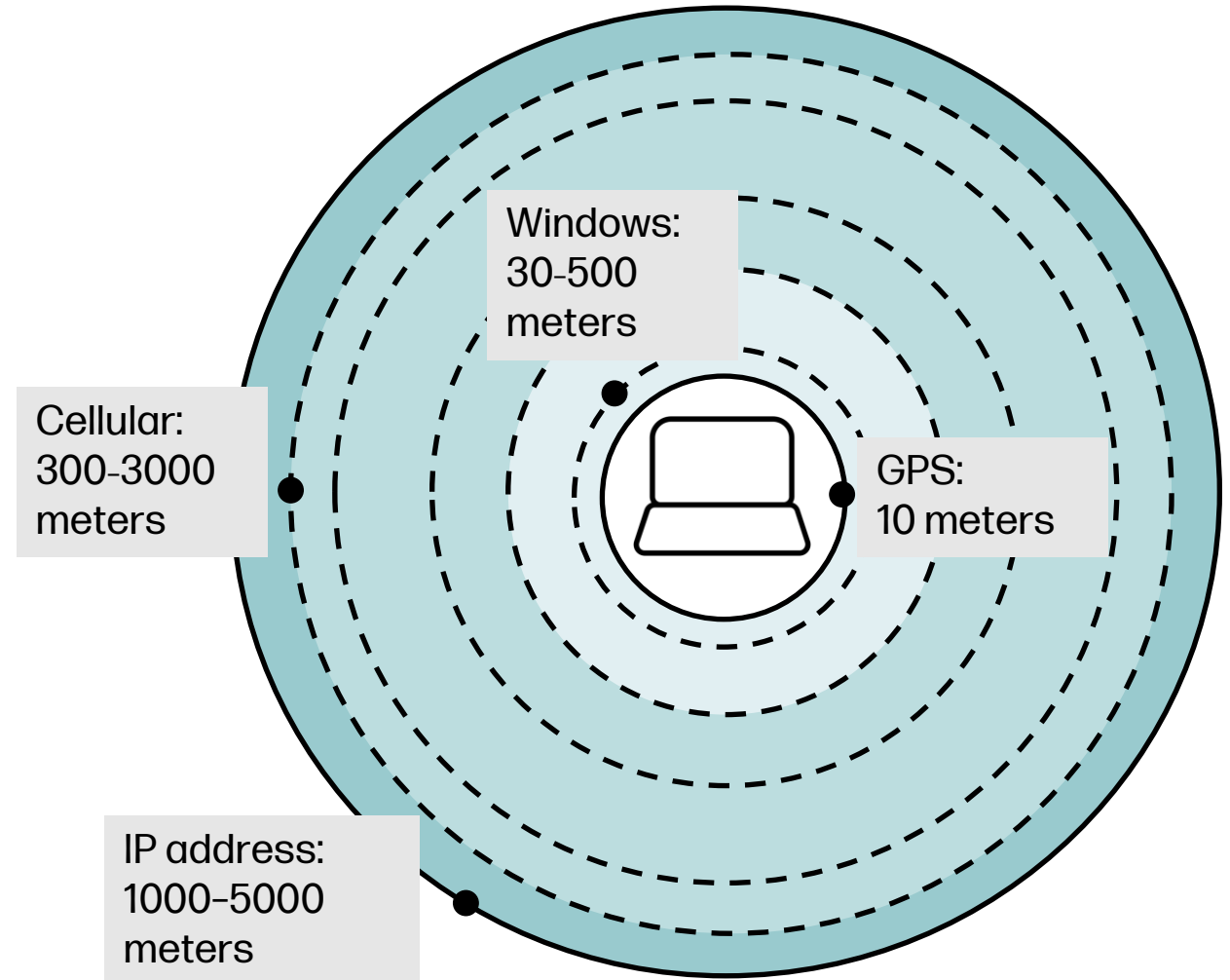
Find technology



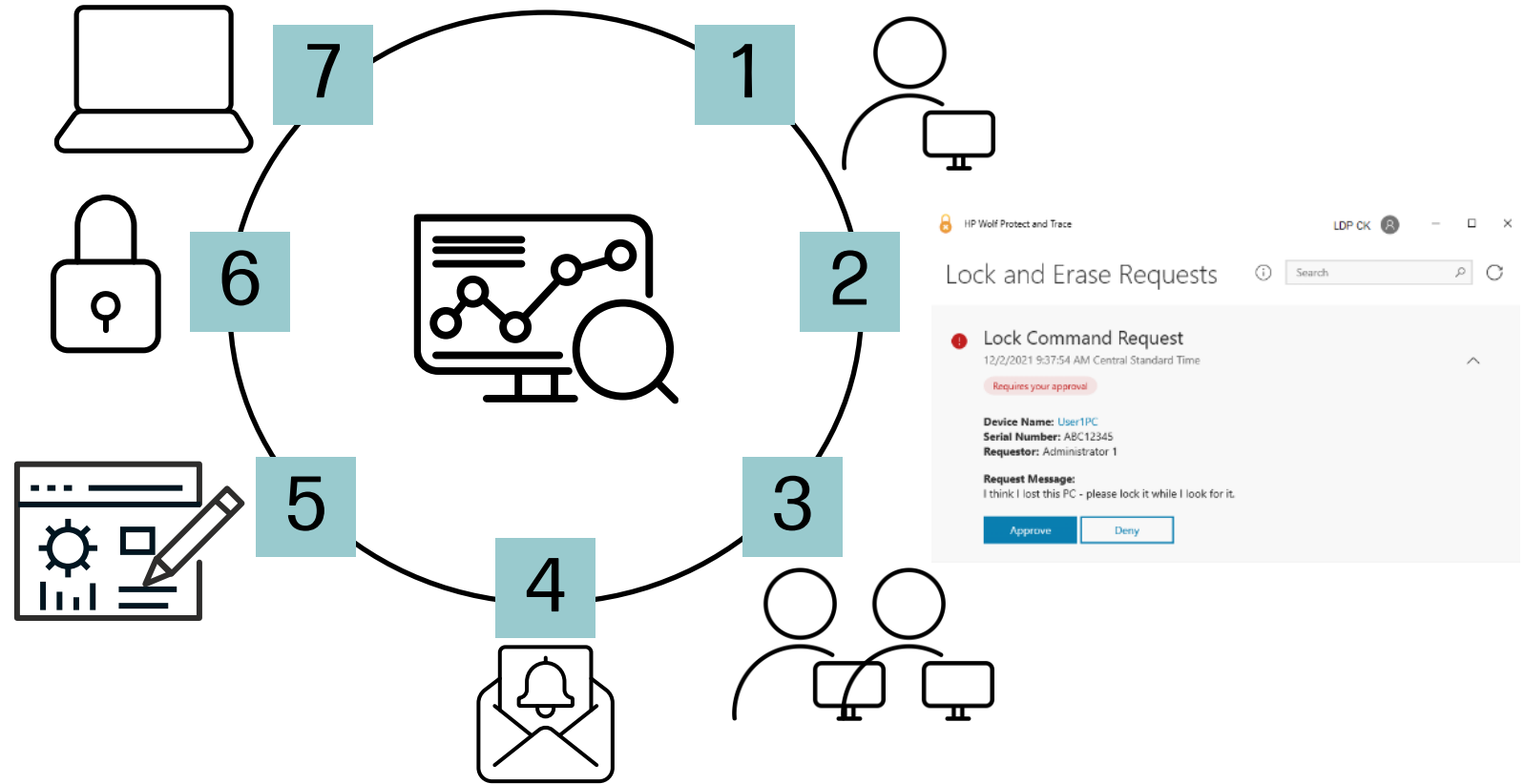
Find

- P&T uses four methods: GPS, Cellular, Windows Locate Service, and IP address
- Location accuracy depends on which technology is used at the time the location fix is performed

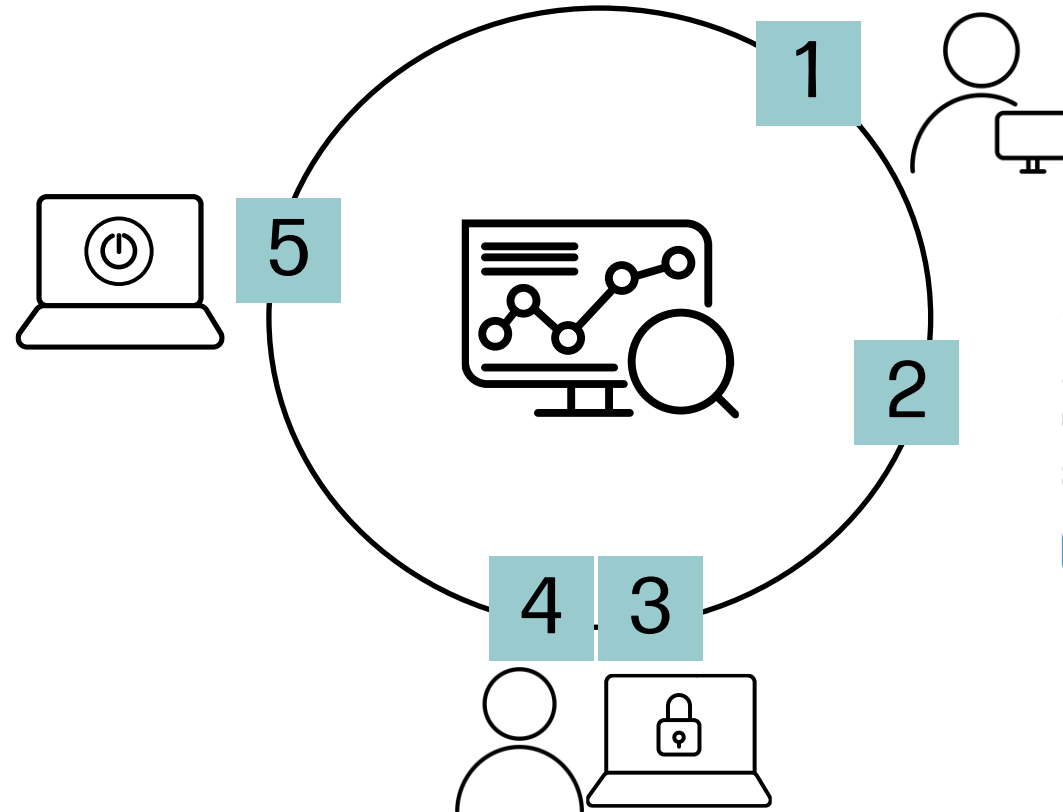

P&T will try to use the most accurate method



Lock workflow



Unlock workflow



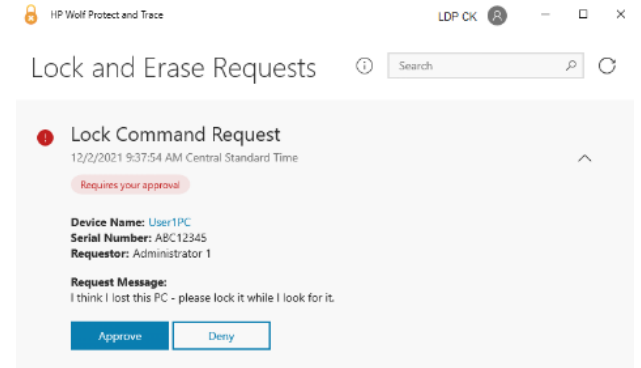
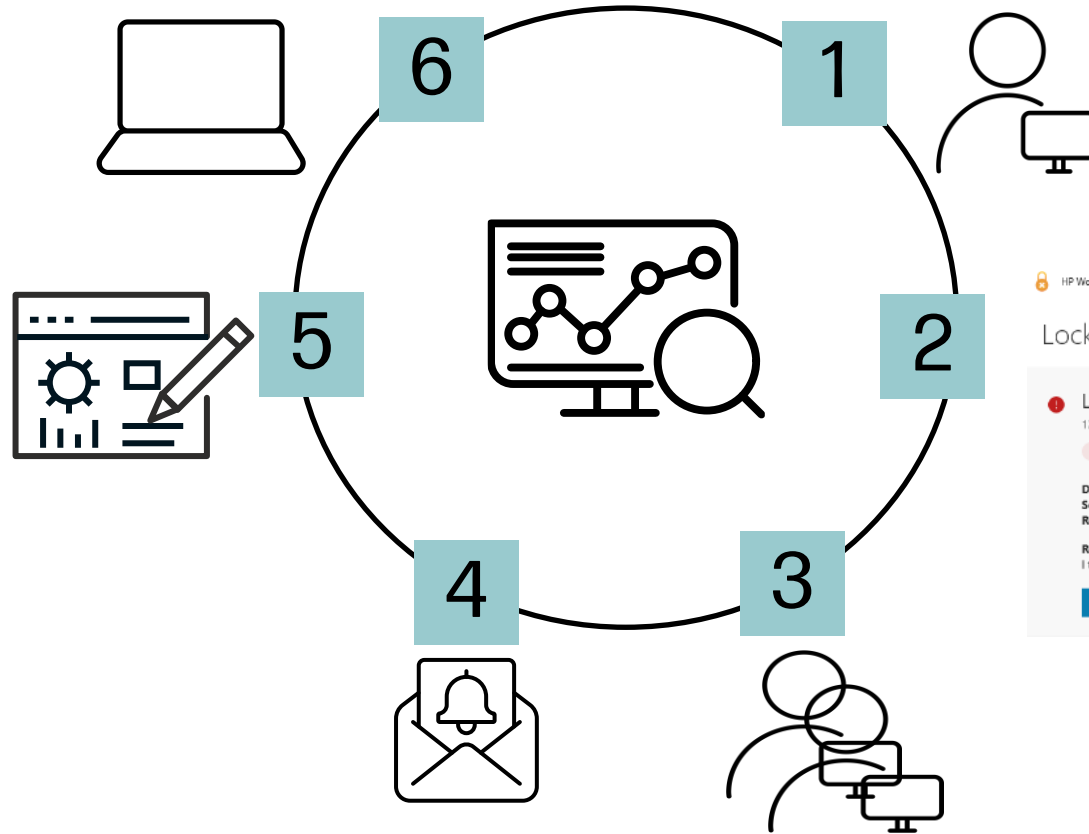
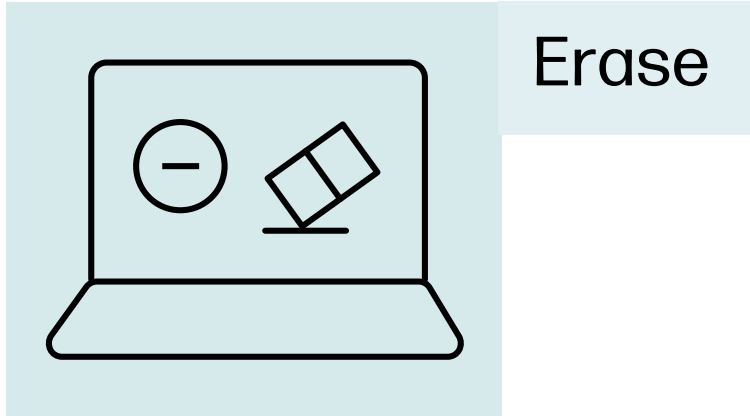
Unlock Device

Turn on the device and enter the following PIN when prompted to unlock the device.

26925184

OK

Erase workflow



Interested to learn more or test?

Contact our specialist

reinvent.hp.com/cz-services

or

Visit our web

hp.cz/wolf-security